

WESTERN NEW YORK
DIVISION OF THE
NMRA

SPECIAL
POINTS OF
INTEREST:

- **Update on our Efforts**
- **Links and Notes**
- **Member Profile**

INSIDE
THIS ISSUE:

From the Backseat	2
Operations ETC.	2
TTOS	3
Links and Notes	4
Member Profile	5

Our Next Meeting

June 13th

10:00 AM

Erie Freight House
in North Tonawanda

The Lantern

VOLUME 1 ISSUE 5

MARCH 2020



WNY DIVISION
NMRA

Update on our Efforts

Well, the world has turned upside down, so let me update you on where we are. Clearly, the Corvid-19 Virus has put a dent in a lot of plans, ours too. We have had to cancel both the April and May's meetings, and we are only hoping that we can meet in June. Time will tell, and we will cross that bridge as we get closer to it.

On a more positive note, I have sent our Constitution and By-Laws, copy of all of our yes votes, our new logo, and a letter to Richard Hatton requesting that we be empowered to form our own Division. Richard has told me that all that is left to do to make this happen is to have a board meeting of the Niagara Frontier Region's Board Members. He explains that it will happen soon by "Go to Meeting" as they are also impacted by this virus as well.

I am expecting that we will officially be the WNY Division of the Niagara Frontier Region of the NMRA by June. Our Constitution, By-laws, and letter to Richard are posted on the NMRA member's section of my Blog page.

www.andymacvie.com

More Good News

This month we are starting a series from Gary Reynolds called "From the Back Seat" and is a series of short vignettes about a boy who is out on a family outing. He is usually bored sitting in the back seat of his family's car. Each story ends with him getting excited at spotting a train; these are train stories after all.

Each story is accompanied by a related picture from Gary Reynold's layout, the Grand Allegheny Railway. The GAR is a freelanced railroad set in northeastern Pennsylvania through the Allegheny mountains.

The stories are based on memories from his past and embellished to fit the accompanying picture.

We are also starting an **Operations 101 Class** hosted by Frank Pastore. See Frank's article on page 2. If you would like to do some Op-

eration or learn about it or just watch an Operating session to determine what all of this Operation stuff is all about, then this article is for you.

Also, this month I was able to get an interview with our Niagara Frontier Regional President Richard Hatton. Besides being President of the NFR, Richard is also a Model Railroader. Check out his interview in the Member Profile section.

On March 7th and 8th, the Niagara Frontier Division of the Toy Train Operating Society (TTOS) hosted its 2020 Layout Tour. It was just amazing to see these layouts. Our own Jim and Andrew Henry had their layout open. Great job, guys! See pictures and comments on page 3.

Lastly, a couple of requests, if you haven't had time to do your Member Survey, please take a moment to complete it and send it to me. We need to know what you are interested in so we can tailor our program to our members. We can't ask you to come to a meeting, where all we do is talk about a single issue. That's not fair to you and boring for us.

My second request is if you have any train stories, layout plans, projects that you are working on, some train-related products that you make using molding or 3D printing or any modeling skills that you have, how about sharing them with us. Send me an email, and we will put together an article for an upcoming issue of "The Lantern."


High Ball
Andy



WNY DIVISION
NMRA

From the Back Seat

by Gary Reynolds



Engine blowing down.

Article and Photos by Author

It is late at night, and I am sitting in the back seat of the family car. We are driving home from an evening visiting with my relatives. Every other Friday night, all my aunts and uncles get together for dinner. After the meal, the men watch the Friday night fights on a black and white television. My uncles drink their beer and yell as the boxers battle. The women sit around the dining table and chat. I spend a little time going between the two, trying to determine which is more interesting. Anyway, I am now half asleep as we make the long drive home. I

feel the car stop and still feeling groggy I open my eyes. There seems to be a cloud of white fog in front of the car. A man is barely visible in the middle of the road holding up a yellow stop sign. There is a loud hissing sound, and then the cloud starts to dissipate. Here we are right next to the 14th Street engine terminal, and I see a huge 0-8-0 switch engine next to the road. My dad says they are blowing down the boilers to clean the sludge out of them. I perch upon my seat as the engine slowly moves across the road to start its evening job of working in the yard. Ah, this is definitely the most interesting part of the evening.

Update

Operations, Etc.

By Frank Pastore

Article and Photos by Author

To all members of the WNY Division, I hope you and your families are safe and healthy during the COVID-19 crisis.



Car cards bill boxes and sorting shelf at the town of Bluefield

Recently, Andy MacVie sent out a survey prepared by Ron Kemp asking members what their interests in the hobby are as well as what they wanted to learn from being a member of our division. I'm sure Andy will be sharing your responses in a later issue of The Lantern.

What struck me by surprise was the questions relating to operations. When I started building my layout many years ago, I always intended to have operating sessions for me and perhaps another fellow model railroader. As I started building the layout,

DCC was beginning to take hold as a simple way to operate your layout with multiple operators performing switching operations, run through freights and passenger service.

In many layout articles in Model Railroader and Model Railroad Craftsman magazines, they discuss how the owner and friends "Operate" the railroad. Since I was interested in operations, I wanted to implement a system on my layout that did not have a steep learning curve.

I chose the Micro-Mark car routing system. As an example, each freight car has it's own car-card to identify the car, such as a boxcar, covered hopper, coal car, etc.

The waybill identifies where you are sending the car, such as an industry or a yard. In simplified versions, layout owners stage complete trains in their respective staging yards and operators then head East, West, North, or South to deliver goods online and pick up empties.

Operations Etc. *continued*

My layout is a shelf style layout that runs around the basement on shelves usually 18" to 24" deep, making it ideal for building long narrow building flats that can accommodate several freight cars at each industry. At each town or yard, the operators have bill boxes for each industry or yard

"When we get back together, I will plan an ops session 101 for those interested."

track. Each box is labeled for "pick up," "set out," or "hold." Several years ago, I invited a few friends over to operate my freelanced Allegheny Central RR, located in West Virginia. Since I only had two Digitrax wireless throttles, they were allowed to bring over their own road power and a Digitrax throttle as well. What started with a few friends has morphed into nine regular operators every other week from October through April for the past several years.




The side benefit of frequent operations is my operators expect to see something new at every bi-weekly ops session. This has spurred me to add more industries to

switch and add more scenery as well. Referring back to the survey, I welcome visitors to view my layout, and encourage any WNY Division member who is interested in learning about operations please be sure to make it a point to contact me. When we get back together, I will plan an ops session 101 for those interested. Stay safe; stay healthy.
Frank Pastore

Niagara Frontier Division of the Toy Train Operating Society (TTOS)

The Niagara Frontier Division of the Toy Train Operating Society (TTOS) hosted its 2020 Layout Tour on March 7th and 8th. These guys are just amazing, and if you missed this year's tour, make sure you plan on it for next year—very impressive layouts.



I am sorry that I didn't get to everyone's layout this year. But there is always next year. Our own Jim and Andrew Henry have helped me navigate this story. Thank you, guys.

Links and Notes




Heritage DiscoverY Center

Directions:

Ctrl & Click Here for a [Map](#)

Get off the 190 at the Smith Street Exit and go south on Smith Street to South Park Ave, turn left and head east on South Park to Lee Street, then turn left on to Lee Street and 100 Lee is on the left side of the street.

Parking and an entrance are in the back of the building; however, a Handicap entrance is only available in the front of the building.



Click on any of the logo's to be taken to their websites.



Great job Jim Torgeson



Special Thanks to Ron Kemp and Ken Akerboom.

Thank you guys for allowing me to keep rescheduling your presentations. You guys are the best.

Andy



Allegany Western Mini-Meet 2020
September 12, 2020
Model Railroad Event

Saturday's events at the Ambassador Center*
1-90 Exit 24 - 7794 Peach Street
Erie, Pennsylvania
(*Home of the Northern Express, 2021 MCR Regional Convention)

- Registration 8:00-8:45 AM
- A variety of clinics throughout the day
- T-T-RAX layout on display
- Option for lunch at the event
- Awesome raffle prizes
- White elephant tables
- Your models on display
- Judging offered for merit awards
- Wrap-up and hors d'oeuvres 4:45-5:45 PM

Friday evening before the meet and Sunday afterwards, participate in off-site activities

- Tour local model railroads and meet with the modelers
- Operate on local model railroads

Watch for program schedules, clinic lists, white elephant forms, display and judging information, model railroad tours and ops-sessions, vendors and donors, raffle prizes, and other information on our website:


www.div12mcr.org/mini-meet/

SAVE THE DATE * MAY 20-23, 2021
THE NORTHERN EXPRESS




NORTHERN EXPRESS

Mid Central NMRA Regional Convention 2021
www.div12mcr.org



The 2020 Steel Mill Modelers Meet
Hot Times in Old Detroit
August 20 to August 22, 2020
Hampton Inn Southgate in Southgate Michigan

FULL SCHEDULE OF CLINICS ■ LAYOUTS WILL BE OPEN FOR TOURS
AN OPERATING ROLLING MILL WILL ALLOW US TO VISIT





Western New York Division of the NMRA

Contact Information

Andy MacVie

andymacvie@roadrunner.com

716-445-6805

Why name this newsletter "The Lantern", because we are tired of being in the dark and we are signaling that we are going to make some changes.

The editor

Remember that the National NMRA and the Regions are not where the hobby works, it works locally. We are the NMRA. Come and join us .

The best part of being a member of the NMRA is the friends you meet along.



New Members Box

Welcome to the NMRA

Joe Geyer

Birthday Box

April's Birthdays

"Happy Birthday"

Jerry Masker

Ron Kemp

Jim Ball

Member Profile



WNY DIVISION
NMRA



Hi, I am Richard (Rich) Hatton; I have been serving for the last 12 tears as the President of the Niagara Frontier Region, and I have been a member of the NMRA for 16 years.

Besides my duties as NFR President, I am also a model railroader. My father-in-law got me into the hobby, and I started modeling in a



Berry, Ontario Club.

We moved into a new house, so the



first thing to do was finish the base-ment before I could get started building the Loose Moose Railway. I model mining and logging operations in the late 1800's era when steam was king. It is an operating layout with a staging yard. I use the Digitrax system as my command station. Using DCC bring so much to the hobby, I love the sound; it brings the layout to life.

I look forward to coming down and meeting all of you. I try to get to every Division once a year, so you are definitely on my list.

I am the NMRA

Richard

